

2022 SEQUOYAH COUNTY ASSESSOR'S OFFICE REPORT TO THE EXCISE BOARD

07/19/2022

City/Village								
DISTRICT	DESCRIPTION	PERSONAL PROPERTY	REAL PROPERTY	PUBLIC SERVICE	TOTAL VALUATION	HOMESTEAD EXEMPTIONS	OTHER EXEMPTIONS	NET VALUATION
T01	I- 1 Sallisaw City	6,788,192	41,106,128	2,366,788	50,261,108	1,087,492	1,053,750	48,119,866
T02	I- 2 Vian City	447,326	3,431,429	885,281	4,764,036	166,657	59,931	4,537,448
T03	I- 3 Muldrow City	627,675	9,821,159	1,521,276	11,970,110	347,964	235,199	11,386,947
T04	I- 4 Gans City	5,084	427,027	146,743	578,854	35,333	11,095	532,426
T05	I- 5 Roland City	1,164,873	13,700,679	1,096,650	15,962,202	351,000	479,007	15,132,195
T06	I- 6 Gore City	417,421	4,483,970	982,419	5,883,810	155,382	155,016	5,573,412
T07	I- 7 Central City	4,071	1,493,799	3,523	1,501,393	45,000	99,556	1,356,837
T08	D-35 Marble City	9,904	328,353	116,876	455,133	37,634	8,797	408,702
T09	D-68 Moffett City	320	143,201	117,034	260,555	6,905	0	253,650
<b>CITY/VILLAGE TOTAL VALUATION</b>		<b>9,464,866</b>	<b>74,935,745</b>	<b>7,236,590</b>	<b>91,637,201</b>	<b>2,233,367</b>	<b>2,102,351</b>	<b>87,301,483</b>

County								
DISTRICT	DESCRIPTION	PERSONAL PROPERTY	REAL PROPERTY	PUBLIC SERVICE	TOTAL VALUATION	HOMESTEAD EXEMPTIONS	OTHER EXEMPTIONS	NET VALUATION
C001	Sequoyah County General	23,412,995	191,328,505	28,813,191	243,554,691	7,284,424	6,830,628	229,439,639
<b>COUNTY TOTAL VALUATION</b>		<b>23,412,995</b>	<b>191,328,505</b>	<b>28,813,191</b>	<b>243,554,691</b>	<b>7,284,424</b>	<b>6,830,628</b>	<b>229,439,639</b>

School								
DISTRICT	DESCRIPTION	PERSONAL PROPERTY	REAL PROPERTY	PUBLIC SERVICE	TOTAL VALUATION	HOMESTEAD EXEMPTIONS	OTHER EXEMPTIONS	NET VALUATION
D-1 Libe	D-1 Liberty	313,391	11,187,038	331,294	11,831,723	475,630	498,117	10,857,976
D-35 Mar	D-35 Marble City	4,995,606	2,454,063	862,184	8,311,853	151,734	51,557	8,108,562
D-36 Bru	D-36 Brushy	211,152	4,992,379	214,026	5,417,557	302,295	287,426	4,827,836
D-50 Bel	D-50 Rural	73,209	1,885,137	82,195	2,040,541	133,401	46,799	1,860,341
D-68 Mof	D-68 Moffet	88,332	644,607	256,360	989,299	6,905	0	982,394
I-1 Sall	I- 1 Sallisaw	9,024,270	57,776,439	6,318,797	73,119,506	1,840,439	1,955,860	69,323,207
I-2 Vian	I- 2 Vian	2,133,611	23,748,759	3,647,568	29,529,938	968,463	840,958	27,720,517
I-3 Muld	I- 3 Muldrow	2,059,136	33,607,064	4,211,655	39,877,855	1,374,038	1,032,915	37,470,902
I-4 Gans	I- 4 Gans	532,671	5,807,727	2,072,899	8,413,297	296,861	231,850	7,884,586
I-5 Rola	I- 5 Roland	1,634,687	24,578,848	3,585,607	29,799,142	740,709	937,567	28,120,866
I-6 Gore	I- 6 Gore	1,808,487	15,439,737	4,334,881	21,583,105	574,921	412,431	20,595,753

**2022 SEQUOYAH COUNTY ASSESSOR'S OFFICE REPORT TO THE EXCISE BOARD**

07/19/2022

I-7 Cent	I-7 Central	538,443	9,036,953	2,882,701	12,458,097	409,028	535,148	11,513,921
Jt-46 Br	I-46 Rural	0	169,754	13,024	182,778	10,000	0	172,778
NA	NA	0	0	0	0	0	0	0
<b>SCHOOL TOTAL VALUATION</b>		<b>23,412,995</b>	<b>191,328,505</b>	<b>28,813,191</b>	<b>243,554,691</b>	<b>7,284,424</b>	<b>6,830,628</b>	<b>229,439,639</b>

Vo-Tech								
DISTRICT	DESCRIPTION	PERSONAL PROPERTY	REAL PROPERTY	PUBLIC SERVICE	TOTAL VALUATION	HOMESTEAD EXEMPTIONS	OTHER EXEMPTIONS	NET VALUATION
Indian C	VoTech Indian C	23,412,995	191,328,505	28,813,191	243,554,691	7,284,424	6,830,628	229,439,639
<b>VO-TECH TOTAL VALUATION</b>		<b>23,412,995</b>	<b>191,328,505</b>	<b>28,813,191</b>	<b>243,554,691</b>	<b>7,284,424</b>	<b>6,830,628</b>	<b>229,439,639</b>

I, BRANDY DOBBS, Assessor of Sequoyah County Oklahoma, do hereby certify that the foregoing is a true and correct statement of valuations for Real Estate, Personal Property, Public Service and Homestead Exemptions as certified by the State Board of Equalization and shown by the records in the County Assessor's office. Subscribed by my name and affixed the seal of the County Assessors office on this day of 07/19/2022.

State of Oklahoma )  
 ) SS  
 Sequoyah County )

*Brandy Dobbs*

BRANDY DOBBS  
 County Assessor  
 Sequoyah County

Seal

I, Julie Haywood, County Clerk of Sequoyah County Oklahoma, do hereby certify that the above is a true, correct and complete list of the valuations of Sequoyah County Oklahoma as certified by the Sequoyah County Assessor's office.

*Julie Haywood*

Julie Haywood  
 County Clerk  
 Sequoyah County

Seal

Excise Board: *Quinta Steptoe*

*Jeff Brant*



STATE OF OKLAHOMA  
 COUNTY OF SEQUOYAH  
 This instrument was filed for record in  
 the County Clerk's Office.

**JUL 19 2022**

At 10 O'clock A M and is Recorded  
 in Book No. \_\_\_\_\_ Page No. \_\_\_\_\_  
 JULIE HAYWOOD, County Clerk  
 \_\_\_\_\_ Deputy



Real	Count	Value
Agricultural	35	304,794
Commercial	580	15,942,149
Residential	3,183	24,859,185
<b>Total Real Value</b>	<b>3,798</b>	<b>41,106,128</b>

Homestead	987	1,087,492
Veteran	84	1,053,750
Other	0	0
<b>Total Exempt</b>	<b>1,173</b>	<b>2,141,242</b>

<b>TIF Increment Value</b>		
<b>Net Assessed</b>		<b>38,964,886</b>

<b>Under Protest</b>		
Senior Freeze	157	276,064
Capped Parcels	1,638	5,372,432

Personal	Count	Value
Agricultural	38	73,984
Commercial	403	7,185,630
Mobile Home	216	263,012
<b>Total Personal</b>	<b>657</b>	<b>7,522,626</b>

<b>Total Exempt</b>	<b>8</b>	<b>734,434</b>
---------------------	----------	----------------

<b>TIF Increment Value</b>		
<b>Net Assessed</b>		<b>6,788,192</b>

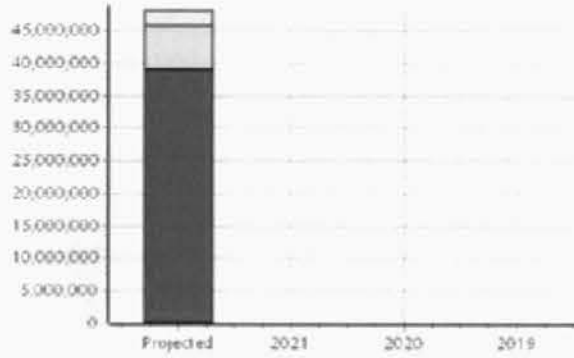
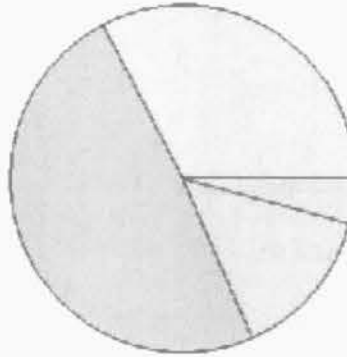
<b>Under Protest</b>		
<b>Public Service</b>		
<b>Total PS Value</b>	<b>20</b>	<b>2,366,788</b>

<b>TIF Increment Value</b>		
<b>Net Assessed</b>		<b>2,366,788</b>

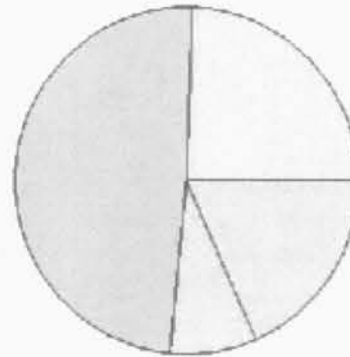
<b>Under Protest</b>		
----------------------	--	--

District Totals	
Total Gross Value	50,995,542
Homestead Loss	1,087,492
Other Exemption Loss	1,788,184


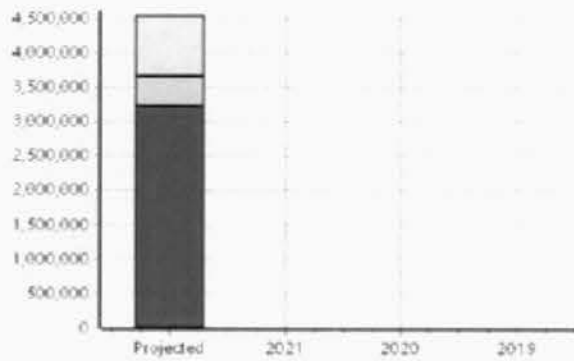
<b>TIF Increment Value</b>		
<b>Retained TIF Value</b>		
<b>Net Assessed Value</b>		<b>48,119,866</b>
<b>Under Protest</b>		



Real	Count	Value
Agricultural	1	2,145
Commercial	90	1,166,444
Residential	726	2,262,840
<b>Total Real Value</b>	<b>817</b>	<b>3,431,429</b>
Homestead	142	166,657
Veteran	9	59,931
Other	0	0
<b>Total Exempt</b>	<b>177</b>	<b>226,588</b>
<b>TIF Increment Value</b>		
<b>Net Assessed</b>		<b>3,204,841</b>
<b>Under Protest</b>		
Senior Freeze	32	56,096
Capped Parcels	498	763,878



Personal	Count	Value
Agricultural	4	12,972
Commercial	88	413,988
Mobile Home	12	22,366
<b>Total Personal</b>	<b>104</b>	<b>449,326</b>
<b>Total Exempt</b>	<b>1</b>	<b>2,000</b>
<b>TIF Increment Value</b>		
<b>Net Assessed</b>		<b>447,326</b>
<b>Under Protest</b>		



Public Service	Count	Value
<b>Total PS Value</b>	<b>16</b>	<b>885,281</b>
<b>TIF Increment Value</b>		
<b>Net Assessed</b>		<b>885,281</b>
<b>Under Protest</b>		

District Totals	
Total Gross Value	4,766,036
Homestead Loss	166,657
Other Exemption Loss	61,931
<b>TIF Increment Value</b>	
<b>Retained TIF Value</b>	
<b>Net Assessed Value</b>	<b>4,537,448</b>
<b>Under Protest</b>	

Real	Count	Value
Agricultural	234	783,018
Commercial	1	1,079
Residential	410	1,101,040
<b>Total Real Value</b>	<b>645</b>	<b>1,885,137</b>

Homestead	120	133,401
Veteran	5	46,799
Other	0	0
<b>Total Exempt</b>	<b>139</b>	<b>180,200</b>

<b>TIF Increment Value</b>		
<b>Net Assessed</b>		<b>1,704,937</b>

Under Protest		
Senior Freeze	16	19,688
Capped Parcels	406	703,729

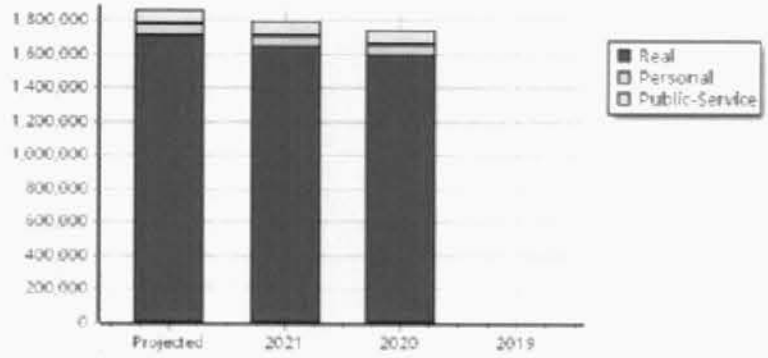
Personal	Count	Value
Agricultural	45	52,969
Commercial	4	3,487
Mobile Home	10	16,753
<b>Total Personal</b>	<b>59</b>	<b>73,209</b>
<b>Total Exempt</b>	<b>0</b>	<b>0</b>

<b>TIF Increment Value</b>		
<b>Net Assessed</b>		<b>73,209</b>

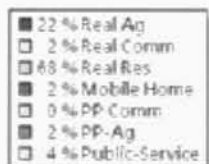
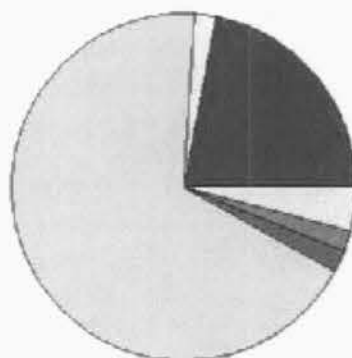
Under Protest		
<b>Total PS Value</b>	<b>5</b>	<b>82,195</b>

<b>TIF Increment Value</b>		
<b>Net Assessed</b>		<b>82,195</b>
<b>Under Protest</b>		

District Totals	
Total Gross Value	2,040,541
Homestead Loss	133,401
Other Exemption Loss	46,799
<b>TIF Increment Value</b>	
<b>Retained TIF Value</b>	
<b>Net Assessed Value</b>	<b>1,860,341</b>
<b>Under Protest</b>	

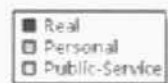
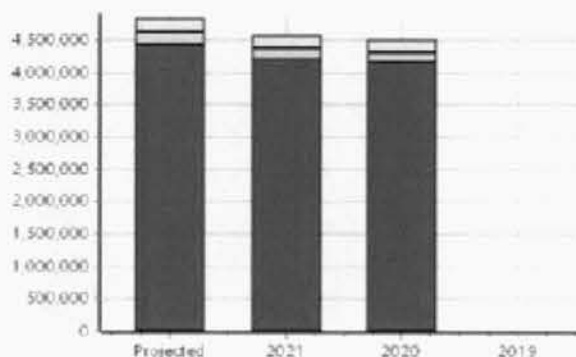


Real	Count	Value
Agricultural	326	1,235,697
Commercial	20	120,285
Residential	720	3,636,397
<b>Total Real Value</b>	<b>1,066</b>	<b>4,992,379</b>
Homestead	276	302,295
Veteran	32	287,426
Other	0	0
<b>Total Exempt</b>	<b>338</b>	<b>589,721</b>



<b>TIF Increment Value</b>		
<b>Net Assessed</b>		<b>4,402,658</b>
<b>Under Protest</b>		
Senior Freeze	28	50,455
Capped Parcels	603	920,322

Personal	Count	Value
Agricultural	93	113,499
Commercial	11	11,126
Mobile Home	39	88,527
<b>Total Personal</b>	<b>143</b>	<b>213,152</b>
<b>Total Exempt</b>	<b>1</b>	<b>2,000</b>



<b>TIF Increment Value</b>		
<b>Net Assessed</b>		<b>211,152</b>
<b>Under Protest</b>		

Public Service	Count	Value
<b>Total PS Value</b>	<b>7</b>	<b>214,026</b>

<b>TIF Increment Value</b>		
<b>Net Assessed</b>		<b>214,026</b>
<b>Under Protest</b>		

District Totals	
Total Gross Value	5,419,557
Homestead Loss	302,295
Other Exemption Loss	289,426
<b>TIF Increment Value</b>	
<b>Retained TIF Value</b>	
<b>Net Assessed Value</b>	<b>4,827,836</b>
<b>Under Protest</b>	

Real	Count	Value
Agricultural	261	764,589
Commercial	32	467,269
Residential	495	1,222,205
<b>Total Real Value</b>	<b>788</b>	<b>2,454,063</b>

Homestead	141	151,734
Veteran	7	51,557
Other	0	0
<b>Total Exempt</b>	<b>162</b>	<b>203,291</b>

Personal	Count	Value
Agricultural	57	97,211
Commercial	28	4,934,907
Mobile Home	15	36,332
<b>Total Personal</b>	<b>100</b>	<b>5,068,450</b>

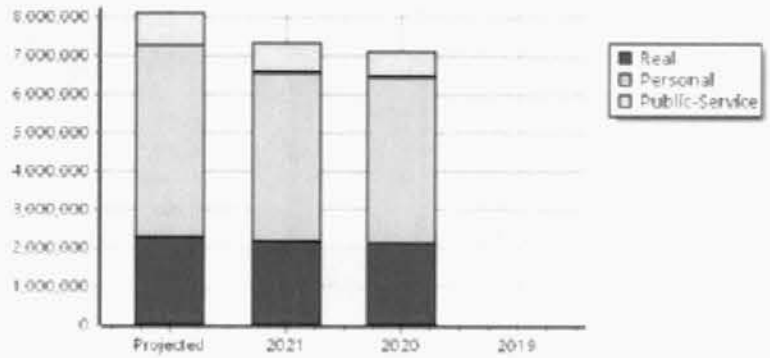
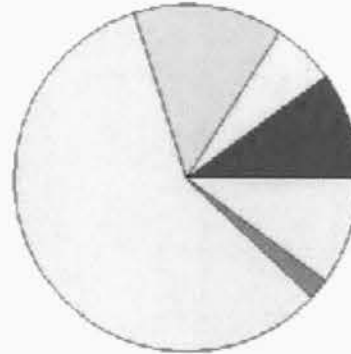
<b>Total Exempt</b>	<b>2</b>	<b>72,844</b>
---------------------	----------	---------------

<b>TIF Increment Value</b>		
<b>Net Assessed</b>		<b>4,995,606</b>
<b>Under Protest</b>		

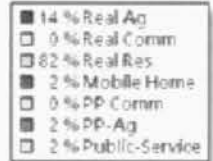

Public Service	Count	Value
<b>Total PS Value</b>	<b>11</b>	<b>862,184</b>

<b>TIF Increment Value</b>		
<b>Net Assessed</b>		<b>862,184</b>
<b>Under Protest</b>		

District Totals		
Total Gross Value		8,384,697
Homestead Loss		151,734
Other Exemption Loss		124,401
<b>TIF Increment Value</b>		
<b>Retained TIF Value</b>		
<b>Net Assessed Value</b>		<b>8,108,562</b>
<b>Under Protest</b>		

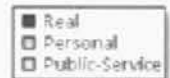
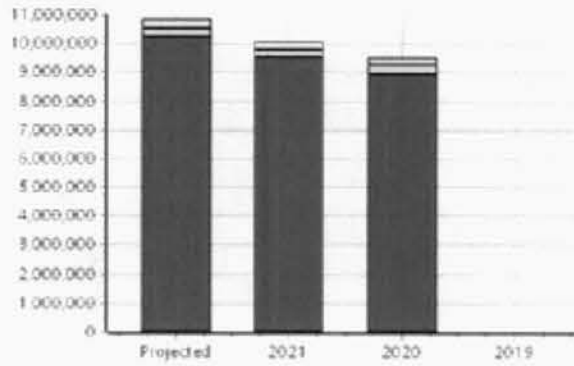


Real	Count	Value
Agricultural	212	1,538,914
Commercial	2	9,801
Residential	1,300	9,638,323
<b>Total Real Value</b>	<b>1,514</b>	<b>11,187,038</b>
Homestead	432	475,630
Veteran	39	498,117
Other	0	0
<b>Total Exempt</b>	<b>516</b>	<b>973,747</b>



<b>TIF Increment Value</b>		
<b>Net Assessed</b>		<b>10,213,291</b>
<b>Under Protest</b>		
Senior Freeze	84	185,133
Capped Parcels	873	1,931,189

Personal	Count	Value
Agricultural	82	126,156
Commercial	7	53,797
Mobile Home	74	138,344
<b>Total Personal</b>	<b>163</b>	<b>318,297</b>
<b>Total Exempt</b>	<b>3</b>	<b>4,906</b>



<b>TIF Increment Value</b>		
<b>Net Assessed</b>		<b>313,391</b>
<b>Under Protest</b>		

Public Service	Count	Value
<b>Total PS Value</b>	<b>12</b>	<b>331,294</b>

<b>TIF Increment Value</b>		
<b>Net Assessed</b>		<b>331,294</b>
<b>Under Protest</b>		

District Totals	
Total Gross Value	11,836,629
Homestead Loss	475,630
Other Exemption Loss	503,023

<b>TIF Increment Value</b>	
<b>Retained TIF Value</b>	
<b>Net Assessed Value</b>	<b>10,857,976</b>
<b>Under Protest</b>	



Real	Count	Value
Agricultural	4,973	24,777,643
Commercial	1,411	33,009,781
Residential	23,820	133,541,081
<b>Total Real Value</b>	<b>30,204</b>	<b>191,328,505</b>

Homestead	6,666	7,284,424
Veteran	568	6,830,628
Other	0	0
<b>Total Exempt</b>	<b>7,897</b>	<b>14,115,052</b>

<b>TIF Increment Value</b>		
<b>Net Assessed</b>		<b>177,213,453</b>

Under Protest		
Senior Freeze	1,032	2,590,433
Capped Parcels	16,622	37,924,118

Personal	Count	Value
Agricultural	1,726	2,834,513
Commercial	1,396	20,962,544
Mobile Home	1,362	2,652,259
<b>Total Personal</b>	<b>4,484</b>	<b>26,449,316</b>

<b>Total Exempt</b>	<b>48</b>	<b>3,036,321</b>
---------------------	-----------	------------------

<b>TIF Increment Value</b>		
<b>Net Assessed</b>		<b>23,412,995</b>

Under Protest		
---------------	--	--

Public Service	Count	Value
<b>Total PS Value</b>	<b>249</b>	<b>28,813,191</b>

<b>TIF Increment Value</b>		
<b>Net Assessed</b>		<b>28,813,191</b>

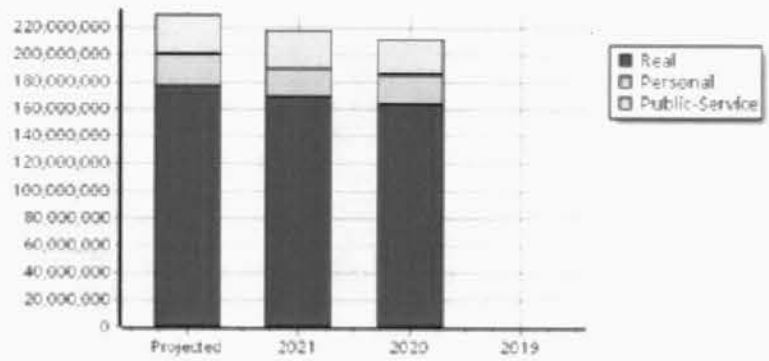
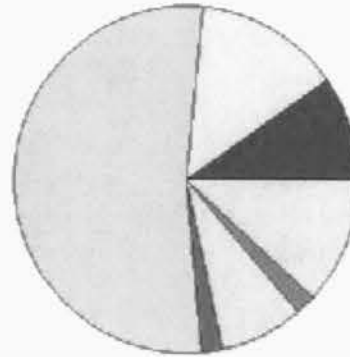
Under Protest		
---------------	--	--

District Totals		
-----------------	--	--

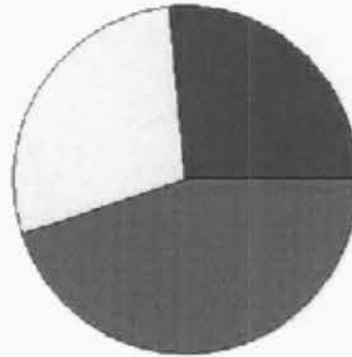
Total Gross Value		246,591,012
Homestead Loss		7,284,424
Other Exemption Loss		9,866,949

<b>TIF Increment Value</b>		
<b>Retained TIF Value</b>		
<b>Net Assessed Value</b>		<b>229,439,639</b>

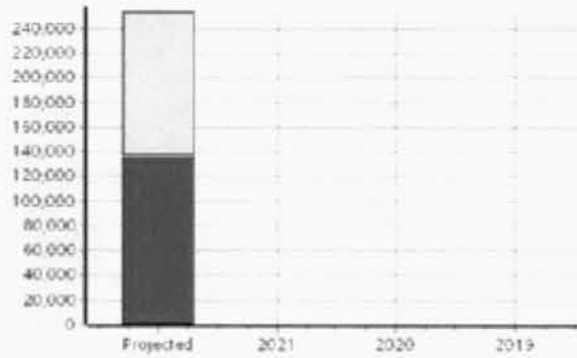
<b>Under Protest</b>		
----------------------	--	--



Real	Count	Value
Agricultural	0	0
Commercial	23	67,842
Residential	179	75,359
<b>Total Real Value</b>	<b>202</b>	<b>143,201</b>
Homestead	7	6,905
Veteran	0	0
Other	0	0
<b>Total Exempt</b>	<b>8</b>	<b>6,905</b>
<b>TIF Increment Value</b>		
<b>Net Assessed</b>		<b>136,296</b>
<b>Under Protest</b>		
Senior Freeze	1	2,323
Capped Parcels	193	169,393



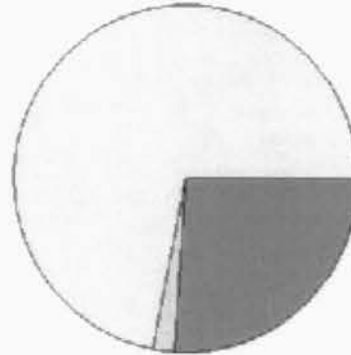
Personal	Count	Value
Agricultural	0	0
Commercial	3	320
Mobile Home	0	0
<b>Total Personal</b>	<b>3</b>	<b>320</b>
<b>Total Exempt</b>	<b>0</b>	<b>0</b>
<b>TIF Increment Value</b>		
<b>Net Assessed</b>		<b>320</b>
<b>Under Protest</b>		



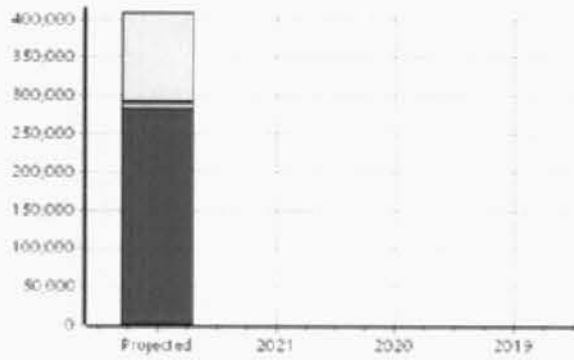
Public Service	Count	Value
<b>Total PS Value</b>	<b>4</b>	<b>117,034</b>
<b>TIF Increment Value</b>		
<b>Net Assessed</b>		<b>117,034</b>
<b>Under Protest</b>		

District Totals	
Total Gross Value	260,555
Homestead Loss	6,905
Other Exemption Loss	0
<b>TIF Increment Value</b>	
<b>Retained TIF Value</b>	
<b>Net Assessed Value</b>	<b>253,650</b>
<b>Under Protest</b>	

Real	Count	Value
Agricultural	0	0
Commercial	14	2,774
Residential	202	325,579
<b>Total Real Value</b>	<b>216</b>	<b>328,353</b>
Homestead	34	37,634
Veteran	1	8,797
Other	0	0
<b>Total Exempt</b>	<b>40</b>	<b>46,431</b>
<b>TIF Increment Value</b>		
<b>Net Assessed</b>		<b>281,922</b>
<b>Under Protest</b>		
Senior Freeze	5	7,443
Capped Parcels	141	125,263



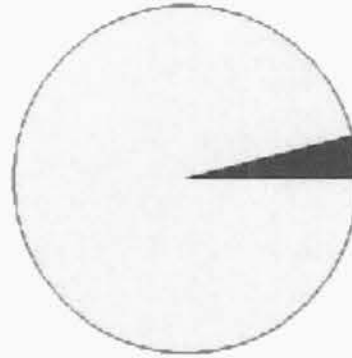
Personal	Count	Value
Agricultural	3	2,532
Commercial	7	1,791
Mobile Home	3	5,581
<b>Total Personal</b>	<b>13</b>	<b>9,904</b>
<b>Total Exempt</b>	<b>0</b>	<b>0</b>
<b>TIF Increment Value</b>		
<b>Net Assessed</b>		<b>9,904</b>
<b>Under Protest</b>		



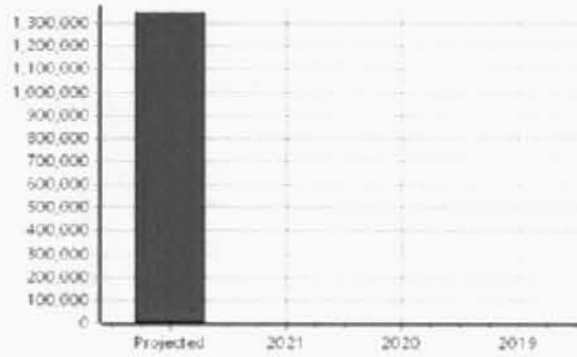
Public Service	Count	Value
<b>Total PS Value</b>	<b>5</b>	<b>116,876</b>
<b>TIF Increment Value</b>		
<b>Net Assessed</b>		<b>116,876</b>
<b>Under Protest</b>		

District Totals	
Total Gross Value	455,133
Homestead Loss	37,634
Other Exemption Loss	8,797
<b>TIF Increment Value</b>	
<b>Retained TIF Value</b>	
<b>Net Assessed Value</b>	<b>408,702</b>
<b>Under Protest</b>	

Real	Count	Value
Agricultural	0	0
Commercial	4	45,266
Residential	81	1,448,533
<b>Total Real Value</b>	<b>85</b>	<b>1,493,799</b>
Homestead	42	45,000
Veteran	4	99,556
Other	0	0
<b>Total Exempt</b>	<b>49</b>	<b>144,556</b>
<b>TIF Increment Value</b>		
<b>Net Assessed</b>		<b>1,349,243</b>
<b>Under Protest</b>		
Senior Freeze	7	21,401
Capped Parcels	20	44,943



Personal	Count	Value
Agricultural	1	3,277
Commercial	1	606
Mobile Home	2	188
<b>Total Personal</b>	<b>4</b>	<b>4,071</b>
<b>Total Exempt</b>	<b>0</b>	<b>0</b>
<b>TIF Increment Value</b>		
<b>Net Assessed</b>		<b>4,071</b>
<b>Under Protest</b>		



Public Service	Count	Value
<b>Total PS Value</b>	<b>1</b>	<b>3,523</b>
<b>TIF Increment Value</b>		
<b>Net Assessed</b>		<b>3,523</b>
<b>Under Protest</b>		

District Totals	
Total Gross Value	1,501,393
Homestead Loss	45,000
Other Exemption Loss	99,556
<b>TIF Increment Value</b>	
<b>Retained TIF Value</b>	
<b>Net Assessed Value</b>	<b>1,356,837</b>
<b>Under Protest</b>	

Real	Count	Value
Agricultural	4	4,765
Commercial	80	1,526,050
Residential	517	2,953,155
<b>Total Real Value</b>	<b>601</b>	<b>4,483,970</b>

Homestead	143	155,382
Veteran	17	155,016
Other	0	0
<b>Total Exempt</b>	<b>174</b>	<b>310,398</b>

<b>TIF Increment Value</b>		
<b>Net Assessed</b>		<b>4,173,572</b>

<b>Under Protest</b>		
Senior Freeze	25	51,861
Capped Parcels	328	570,572

Personal	Count	Value
Agricultural	5	18,762
Commercial	58	325,161
Mobile Home	53	74,693
<b>Total Personal</b>	<b>116</b>	<b>418,616</b>
<b>Total Exempt</b>	<b>1</b>	<b>1,195</b>

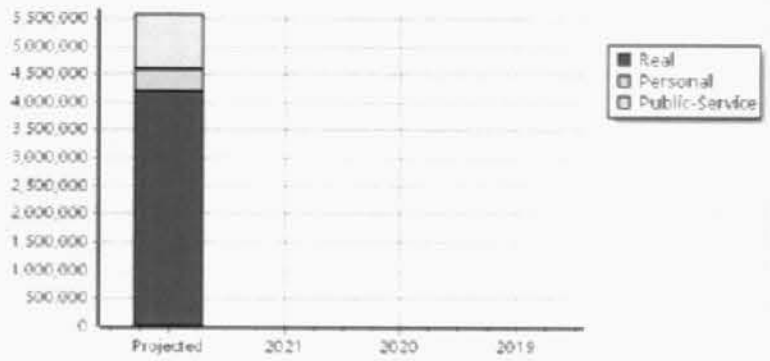
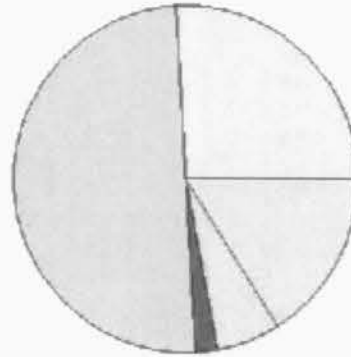
<b>TIF Increment Value</b>		
<b>Net Assessed</b>		<b>417,421</b>

<b>Under Protest</b>		
<b>Public Service</b>		
<b>Total PS Value</b>	<b>16</b>	<b>982,419</b>

<b>TIF Increment Value</b>		
<b>Net Assessed</b>		<b>982,419</b>

<b>Under Protest</b>		
----------------------	--	--

District Totals	
Total Gross Value	5,885,005
Homestead Loss	155,382
Other Exemption Loss	156,211
<b>TIF Increment Value</b>	
<b>Retained TIF Value</b>	
<b>Net Assessed Value</b>	<b>5,573,412</b>
<b>Under Protest</b>	



Real	Count	Value
Agricultural	1	3,679
Commercial	102	4,291,386
Residential	1,181	9,405,614
<b>Total Real Value</b>	<b>1,284</b>	<b>13,700,679</b>
Homestead	311	351,000
Veteran	36	479,007
Other	0	0
<b>Total Exempt</b>	<b>388</b>	<b>830,007</b>

<b>TIF Increment Value</b>		
<b>Net Assessed</b>		<b>12,870,672</b>
<b>Under Protest</b>		
Senior Freeze	59	144,727
Capped Parcels	643	2,359,340

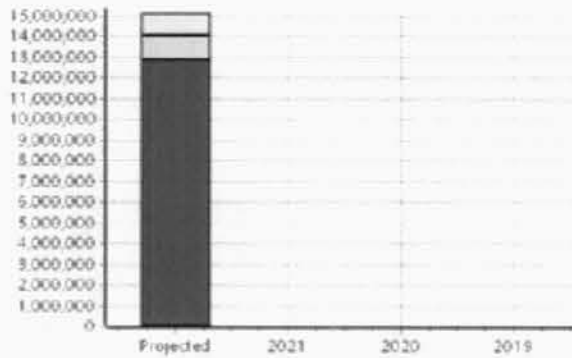
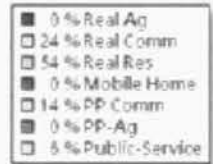
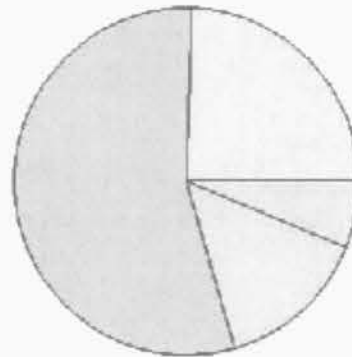
Personal	Count	Value
Agricultural	8	9,814
Commercial	147	2,529,747
Mobile Home	10	14,796
<b>Total Personal</b>	<b>165</b>	<b>2,554,357</b>
<b>Total Exempt</b>	<b>1</b>	<b>1,389,484</b>

<b>TIF Increment Value</b>		
<b>Net Assessed</b>		<b>1,164,873</b>
<b>Under Protest</b>		

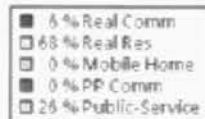
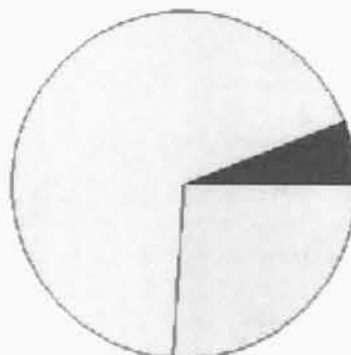
Public Service	Count	Value
<b>Total PS Value</b>	<b>16</b>	<b>1,096,650</b>

<b>TIF Increment Value</b>		
<b>Net Assessed</b>		<b>1,096,650</b>
<b>Under Protest</b>		

District Totals	
Total Gross Value	17,351,686
Homestead Loss	351,000
Other Exemption Loss	1,868,491
<b>TIF Increment Value</b>	
<b>Retained TIF Value</b>	
<b>Net Assessed Value</b>	<b>15,132,195</b>
<b>Under Protest</b>	

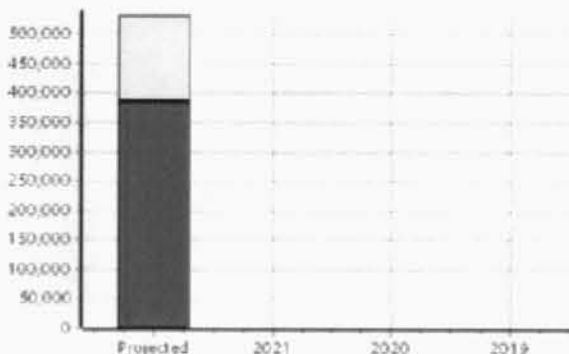


Real	Count	Value
Agricultural	0	0
Commercial	10	32,319
Residential	175	394,708
<b>Total Real Value</b>	<b>185</b>	<b>427,027</b>
Homestead	29	35,333
Veteran	1	11,095
Other	0	0
<b>Total Exempt</b>	<b>37</b>	<b>46,428</b>



<b>TIF Increment Value</b>		
<b>Net Assessed</b>		<b>380,599</b>
<b>Under Protest</b>		
Senior Freeze	5	12,712
Capped Parcels	205	305,314

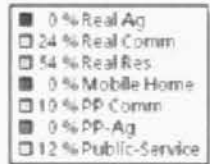
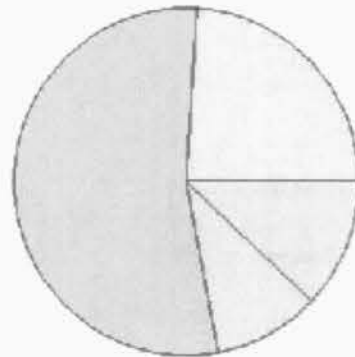
Personal	Count	Value
Agricultural	0	0
Commercial	8	2,813
Mobile Home	2	2,271
<b>Total Personal</b>	<b>10</b>	<b>5,084</b>
<b>Total Exempt</b>	<b>0</b>	<b>0</b>




Public Service	Count	Value
<b>Total PS Value</b>	<b>8</b>	<b>146,743</b>
<b>TIF Increment Value</b>		
<b>Net Assessed</b>		<b>146,743</b>
<b>Under Protest</b>		

District Totals	
Total Gross Value	578,854
Homestead Loss	35,333
Other Exemption Loss	11,095
<b>TIF Increment Value</b>	
<b>Retained TIF Value</b>	
<b>Net Assessed Value</b>	<b>532,426</b>
<b>Under Protest</b>	

Real	Count	Value
Agricultural	5	39,123
Commercial	122	3,053,975
Residential	1,195	6,728,061
<b>Total Real Value</b>	<b>1,322</b>	<b>9,821,159</b>
Homestead	318	347,964
Veteran	23	235,199
Other	0	0
<b>Total Exempt</b>	<b>372</b>	<b>583,163</b>
<b>TIF Increment Value</b>		
<b>Net Assessed</b>		<b>9,237,996</b>
<b>Under Protest</b>		
Senior Freeze	52	112,572
Capped Parcels	796	1,755,556



Personal	Count	Value
Agricultural	6	3,835
Commercial	93	1,291,664
Mobile Home	29	51,833
<b>Total Personal</b>	<b>128</b>	<b>1,347,332</b>
<b>Total Exempt</b>	<b>1</b>	<b>719,657</b>
<b>TIF Increment Value</b>		
<b>Net Assessed</b>		<b>627,675</b>
<b>Under Protest</b>		

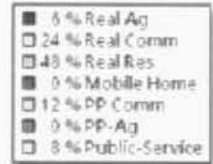
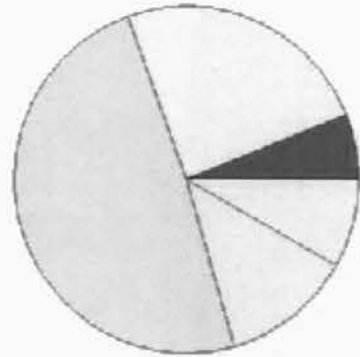


Public Service	Count	Value
<b>Total PS Value</b>	<b>14</b>	<b>1,521,276</b>
<b>TIF Increment Value</b>		
<b>Net Assessed</b>		<b>1,521,276</b>
<b>Under Protest</b>		

<b>District Totals</b>	
Total Gross Value	12,689,767
Homestead Loss	347,964
Other Exemption Loss	954,856
<b>TIF Increment Value</b>	
<b>Retained TIF Value</b>	
<b>Net Assessed Value</b>	<b>11,386,947</b>
<b>Under Protest</b>	

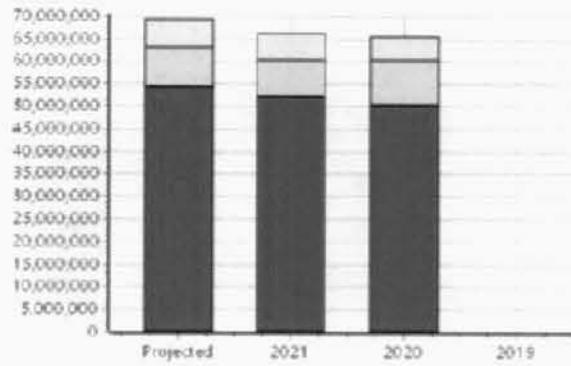


Real	Count	Value
Agricultural	926	4,923,743
Commercial	632	17,033,855
Residential	5,138	35,818,841
<b>Total Real Value</b>	<b>6,696</b>	<b>57,776,439</b>
Homestead	1,686	1,840,439
Veteran	156	1,955,860
Other	0	0
<b>Total Exempt</b>	<b>2,000</b>	<b>3,796,299</b>



<b>TIF Increment Value</b>		
<b>Net Assessed</b>		<b>53,980,140</b>
<b>Under Protest</b>		
Senior Freeze	248	503,046
Capped Parcels	3,193	8,579,035

Personal	Count	Value
Agricultural	398	617,815
Commercial	565	8,626,755
Mobile Home	325	517,713
<b>Total Personal</b>	<b>1,288</b>	<b>9,762,283</b>
<b>Total Exempt</b>	<b>11</b>	<b>738,013</b>

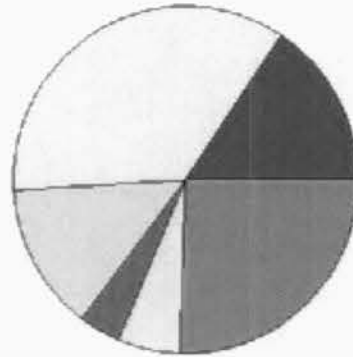


<b>TIF Increment Value</b>		
<b>Net Assessed</b>		<b>9,024,270</b>
<b>Under Protest</b>		

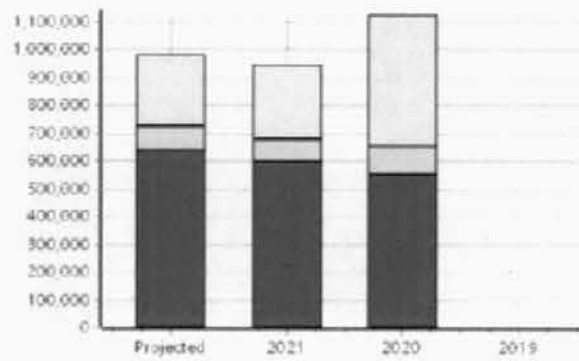
Public Service	Count	Value
<b>Total PS Value</b>	<b>37</b>	<b>6,318,797</b>
<b>TIF Increment Value</b>		
<b>Net Assessed</b>		<b>6,318,797</b>
<b>Under Protest</b>		

District Totals	
Total Gross Value	73,857,519
Homestead Loss	1,840,439
Other Exemption Loss	2,693,873
<b>TIF Increment Value</b>	
<b>Retained TIF Value</b>	
<b>Net Assessed Value</b>	<b>69,323,207</b>
<b>Under Protest</b>	

Real	Count	Value
Agricultural	37	150,859
Commercial	33	353,923
Residential	197	139,825
<b>Total Real Value</b>	<b>267</b>	<b>644,607</b>
Homestead	7	6,905
Veteran	0	0
Other	0	0
<b>Total Exempt</b>	<b>8</b>	<b>6,905</b>
<b>TIF Increment Value</b>		
<b>Net Assessed</b>		<b>637,702</b>
<b>Under Protest</b>		
Senior Freeze	1	2,323
Capped Parcels	240	617,328



Personal	Count	Value
Agricultural	4	52,819
Commercial	12	35,513
Mobile Home	0	0
<b>Total Personal</b>	<b>16</b>	<b>88,332</b>
<b>Total Exempt</b>	<b>0</b>	<b>0</b>
<b>TIF Increment Value</b>		
<b>Net Assessed</b>		<b>88,332</b>
<b>Under Protest</b>		



Public Service	Count	Value
<b>Total PS Value</b>	<b>11</b>	<b>256,360</b>
<b>TIF Increment Value</b>		
<b>Net Assessed</b>		<b>256,360</b>
<b>Under Protest</b>		

District Totals	
Total Gross Value	989,299
Homestead Loss	6,905
Other Exemption Loss	0
<b>TIF Increment Value</b>	
<b>Retained TIF Value</b>	
<b>Net Assessed Value</b>	<b>982,394</b>
<b>Under Protest</b>	

Real	Count	Value
Agricultural	908	3,824,902
Commercial	143	2,142,303
Residential	5,464	17,781,554
<b>Total Real Value</b>	<b>6,515</b>	<b>23,748,759</b>

Homestead	870	968,463
Veteran	75	840,958
Other	0	0
<b>Total Exempt</b>	<b>1,057</b>	<b>1,809,421</b>

TIF Increment Value		
<b>Net Assessed</b>		<b>21,939,338</b>

Under Protest		
Senior Freeze	149	369,707
Capped Parcels	3,465	6,428,935

Personal	Count	Value
Agricultural	275	444,334
Commercial	181	1,405,996
Mobile Home	124	287,735
<b>Total Personal</b>	<b>580</b>	<b>2,138,065</b>
<b>Total Exempt</b>	<b>5</b>	<b>4,454</b>

TIF Increment Value		
<b>Net Assessed</b>		<b>2,133,611</b>

Under Protest		
---------------	--	--

Public Service	Count	Value
<b>Total PS Value</b>	<b>35</b>	<b>3,647,568</b>

TIF Increment Value		
<b>Net Assessed</b>		<b>3,647,568</b>

Under Protest		
---------------	--	--

**District Totals**

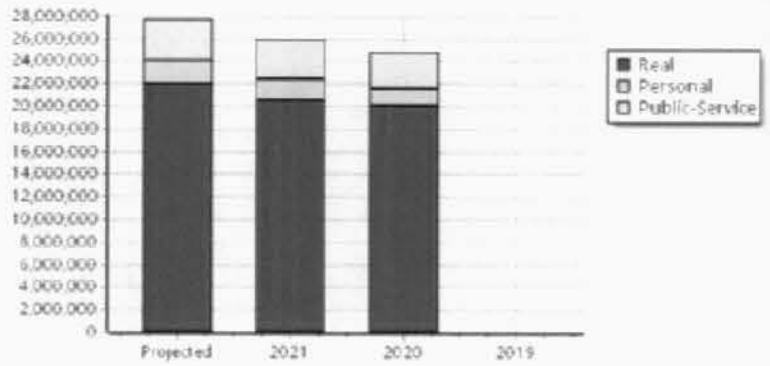
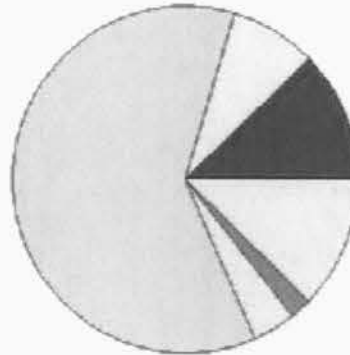
Total Gross Value	29,534,392
Homestead Loss	968,463
Other Exemption Loss	845,412

TIF Increment Value	
---------------------	--

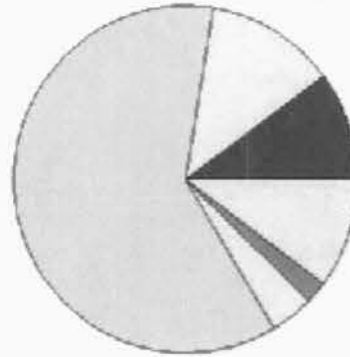
Retained TIF Value	
--------------------	--

<b>Net Assessed Value</b>	<b>27,720,517</b>
---------------------------	-------------------

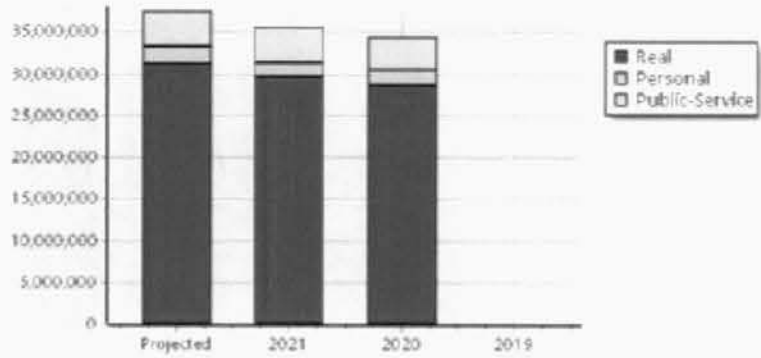
Under Protest	
---------------	--



Real	Count	Value
Agricultural	681	4,365,026
Commercial	173	4,665,925
Residential	3,765	24,576,113
<b>Total Real Value</b>	<b>4,619</b>	<b>33,607,064</b>
Homestead	1,274	1,374,038
Veteran	86	1,032,915
Other	0	0
<b>Total Exempt</b>	<b>1,465</b>	<b>2,406,953</b>
<b>TIF Increment Value</b>		
<b>Net Assessed</b>		<b>31,200,111</b>
<b>Under Protest</b>		
Senior Freeze	189	604,041
Capped Parcels	2,671	6,267,255



Personal	Count	Value
Agricultural	307	522,956
Commercial	203	1,864,563
Mobile Home	200	398,871
<b>Total Personal</b>	<b>710</b>	<b>2,786,390</b>
<b>Total Exempt</b>	<b>8</b>	<b>727,254</b>
<b>TIF Increment Value</b>		
<b>Net Assessed</b>		<b>2,059,136</b>
<b>Under Protest</b>		



Public Service	Count	Value
<b>Total PS Value</b>	<b>31</b>	<b>4,211,655</b>
<b>TIF Increment Value</b>		
<b>Net Assessed</b>		<b>4,211,655</b>
<b>Under Protest</b>		

District Totals	
Total Gross Value	40,605,109
Homestead Loss	1,374,038
Other Exemption Loss	1,760,169
<b>TIF Increment Value</b>	
<b>Retained TIF Value</b>	
<b>Net Assessed Value</b>	<b>37,470,902</b>
<b>Under Protest</b>	

Real	Count	Value
Agricultural	374	1,824,877
Commercial	26	159,732
Residential	843	3,823,118
<b>Total Real Value</b>	<b>1,243</b>	<b>5,807,727</b>

Homestead	272	296,861
Veteran	18	231,850
Other	0	0
<b>Total Exempt</b>	<b>319</b>	<b>528,711</b>

TIF Increment Value		
<b>Net Assessed</b>		<b>5,279,016</b>

<b>Under Protest</b>		
Senior Freeze	48	165,384
Capped Parcels	863	1,516,853

Personal	Count	Value
Agricultural	102	181,307
Commercial	32	175,192
Mobile Home	82	181,359
<b>Total Personal</b>	<b>216</b>	<b>537,858</b>

<b>Total Exempt</b>	<b>3</b>	<b>5,187</b>
TIF Increment Value		
<b>Net Assessed</b>		<b>532,671</b>

<b>Under Protest</b>		
----------------------	--	--

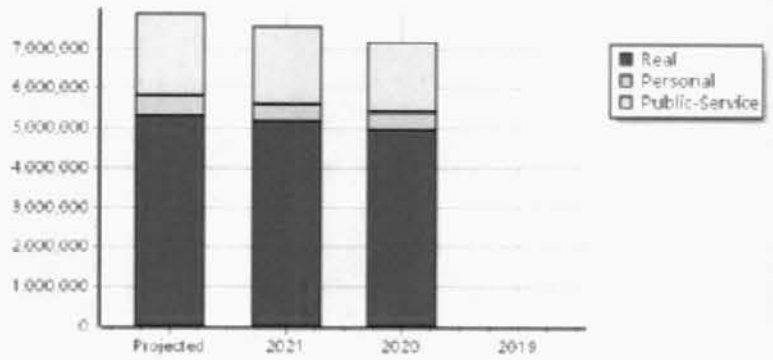
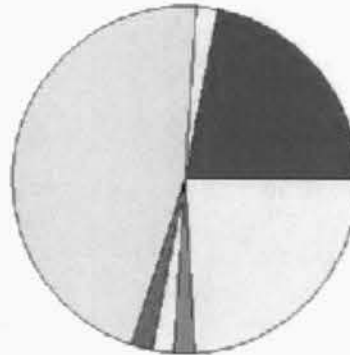
Public Service	Count	Value
<b>Total PS Value</b>	<b>17</b>	<b>2,072,899</b>

TIF Increment Value		
<b>Net Assessed</b>		<b>2,072,899</b>

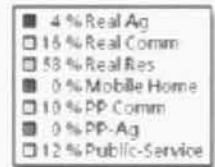
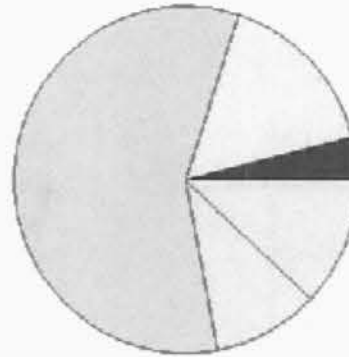
<b>Under Protest</b>		
----------------------	--	--

District Totals	
Total Gross Value	8,418,484
Homestead Loss	296,861
Other Exemption Loss	237,037

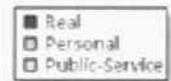
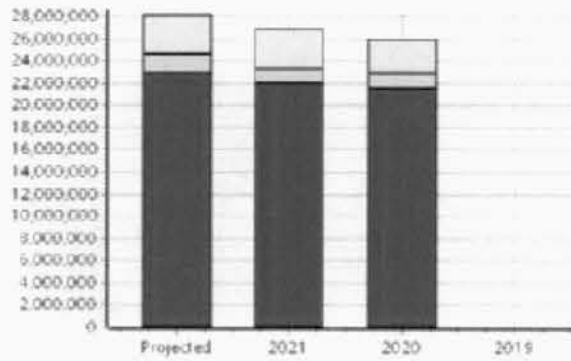
TIF Increment Value	
<b>Retained TIF Value</b>	
<b>Net Assessed Value</b>	<b>7,884,586</b>
<b>Under Protest</b>	



Real	Count	Value
Agricultural	242	1,329,839
Commercial	144	5,234,209
Residential	2,201	18,014,800
<b>Total Real Value</b>	<b>2,587</b>	<b>24,578,848</b>
Homestead	676	740,709
Veteran	63	937,567
Other	0	0
<b>Total Exempt</b>	<b>805</b>	<b>1,678,276</b>
<b>TIF Increment Value</b>		
<b>Net Assessed</b>		<b>22,900,572</b>
<b>Under Protest</b>		
Senior Freeze	113	302,110
Capped Parcels	1,408	5,311,802



Personal	Count	Value
Agricultural	72	140,955
Commercial	204	2,867,054
Mobile Home	40	89,823
<b>Total Personal</b>	<b>316</b>	<b>3,097,832</b>
<b>Total Exempt</b>	<b>4</b>	<b>1,463,145</b>
<b>TIF Increment Value</b>		
<b>Net Assessed</b>		<b>1,634,687</b>
<b>Under Protest</b>		



Public Service	Count	Value
<b>Total PS Value</b>	<b>29</b>	<b>3,585,607</b>
<b>TIF Increment Value</b>		
<b>Net Assessed</b>		<b>3,585,607</b>
<b>Under Protest</b>		

District Totals	
Total Gross Value	31,262,287
Homestead Loss	740,709
Other Exemption Loss	2,400,712
<b>TIF Increment Value</b>	
<b>Retained TIF Value</b>	
<b>Net Assessed Value</b>	<b>28,120,866</b>
<b>Under Protest</b>	

Real	Count	Value
Agricultural	343	1,417,333
Commercial	173	2,616,834
Residential	2,281	11,405,570
<b>Total Real Value</b>	<b>2,797</b>	<b>15,439,737</b>

Homestead	525	574,921
Veteran	47	412,431
Other	0	0
<b>Total Exempt</b>	<b>626</b>	<b>987,352</b>

<b>TIF Increment Value</b>		
<b>Net Assessed</b>		<b>14,452,385</b>

<b>Under Protest</b>		
Senior Freeze	82	150,258
Capped Parcels	1,477	3,037,292

Personal	Count	Value
Agricultural	127	195,061
Commercial	136	872,143
Mobile Home	396	747,642
<b>Total Personal</b>	<b>659</b>	<b>1,814,846</b>

<b>Total Exempt</b>	<b>7</b>	<b>6,359</b>
---------------------	----------	--------------

<b>TIF Increment Value</b>		
----------------------------	--	--

<b>Net Assessed</b>		<b>1,808,487</b>
---------------------	--	------------------

<b>Under Protest</b>		
----------------------	--	--

Public Service	Count	Value
----------------	-------	-------

<b>Total PS Value</b>	<b>36</b>	<b>4,334,881</b>
-----------------------	-----------	------------------

<b>TIF Increment Value</b>		
----------------------------	--	--

<b>Net Assessed</b>		<b>4,334,881</b>
---------------------	--	------------------

<b>Under Protest</b>		
----------------------	--	--

District Totals	
Total Gross Value	21,589,464

Homestead Loss	574,921
----------------	---------

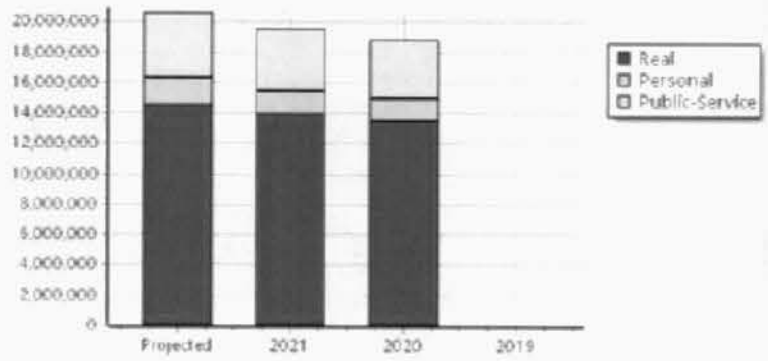
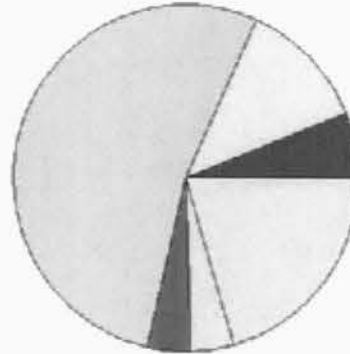
Other Exemption Loss	418,790
----------------------	---------

<b>TIF Increment Value</b>	
----------------------------	--

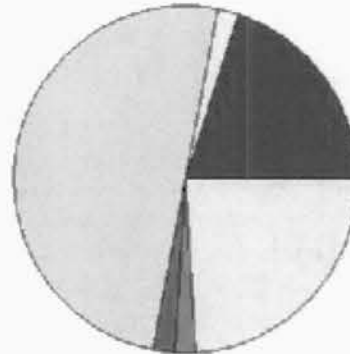
<b>Retained TIF Value</b>	
---------------------------	--

<b>Net Assessed Value</b>	<b>20,595,753</b>
---------------------------	-------------------


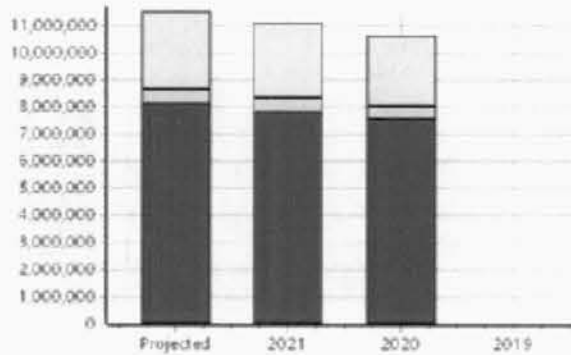
<b>Under Protest</b>	
----------------------	--



Real	Count	Value
Agricultural	426	2,591,609
Commercial	31	204,442
Residential	910	6,240,902
<b>Total Real Value</b>	<b>1,367</b>	<b>9,036,953</b>
Homestead	380	409,028
Veteran	40	535,148
Other	0	0
<b>Total Exempt</b>	<b>452</b>	<b>944,176</b>
<b>TIF Increment Value</b>		
<b>Net Assessed</b>		<b>8,092,777</b>
<b>Under Protest</b>		
Senior Freeze	54	194,514
Capped Parcels	777	1,405,444



Personal	Count	Value
Agricultural	164	289,431
Commercial	13	112,011
Mobile Home	57	149,160
<b>Total Personal</b>	<b>234</b>	<b>550,602</b>
<b>Total Exempt</b>	<b>4</b>	<b>12,159</b>
<b>TIF Increment Value</b>		
<b>Net Assessed</b>		<b>538,443</b>
<b>Under Protest</b>		



Public Service	Count	Value
<b>Total PS Value</b>	<b>13</b>	<b>2,882,701</b>
<b>TIF Increment Value</b>		
<b>Net Assessed</b>		<b>2,882,701</b>
<b>Under Protest</b>		

District Totals	
Total Gross Value	12,470,256
Homestead Loss	409,028
Other Exemption Loss	547,307
<b>TIF Increment Value</b>	
<b>Retained TIF Value</b>	
<b>Net Assessed Value</b>	<b>11,513,921</b>
<b>Under Protest</b>	



Real	Count	Value
Agricultural	3	27,237
Commercial	1	124
Residential	96	142,393
<b>Total Real Value</b>	<b>100</b>	<b>169,754</b>

Homestead	7	10,000
Veteran	0	0
Other	0	0
<b>Total Exempt</b>	<b>10</b>	<b>10,000</b>

TIF Increment Value		
<b>Net Assessed</b>		<b>159,754</b>

Under Protest		
Senior Freeze	3	17,346
Capped Parcels	78	188,008

Personal	Count	Value
Agricultural	0	0
Commercial	0	0
Mobile Home	0	0
<b>Total Personal</b>	<b>0</b>	<b>0</b>

TIF Increment Value		
<b>Net Assessed</b>		<b>0</b>

Under Protest		
---------------	--	--

Public Service	Count	Value
<b>Total PS Value</b>	<b>5</b>	<b>13,024</b>

TIF Increment Value		
<b>Net Assessed</b>		<b>13,024</b>

Under Protest		
---------------	--	--

**District Totals**

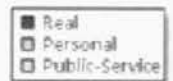
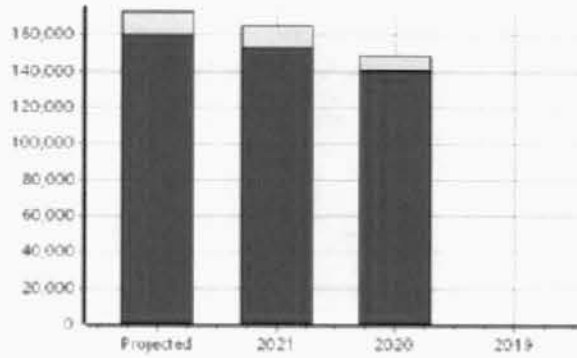

Total Gross Value	182,778
Homestead Loss	10,000
Other Exemption Loss	0

TIF Increment Value	
---------------------	--

Retained TIF Value	
--------------------	--

<b>Net Assessed Value</b>	<b>172,778</b>
---------------------------	----------------

Under Protest	
---------------	--



NA NA


District Type : School

Real	Count	Value
Agricultural	0	0
Commercial	0	0
Residential	0	0
<b>Total Real Value</b>	<b>0</b>	<b>0</b>
Homestead	0	0
Veteran	0	0
Other	0	0
<b>Total Exempt</b>	<b>0</b>	<b>0</b>
<b>TIF Increment Value</b>		
<b>Net Assessed</b>		<b>0</b>
<b>Under Protest</b>		
Senior Freeze	0	0
Capped Parcels	0	0

Personal	Count	Value
Agricultural	0	0
Commercial	0	0
Mobile Home	0	0
<b>Total Personal</b>	<b>0</b>	<b>0</b>
<b>Total Exempt</b>	<b>0</b>	<b>0</b>
<b>TIF Increment Value</b>		
<b>Net Assessed</b>		<b>0</b>
<b>Under Protest</b>		

Public Service	Count	Value
<b>Total PS Value</b>	<b>0</b>	<b>0</b>
<b>TIF Increment Value</b>		
<b>Net Assessed</b>		<b>0</b>
<b>Under Protest</b>		

District Totals		
Total Gross Value		0
Homestead Loss		0
Other Exemption Loss		0
<b>TIF Increment Value</b>		
<b>Retained TIF Value</b>		
<b>Net Assessed Value</b>		<b>0</b>
<b>Under Protest</b>		



Real	Count	Value
Agricultural	4,973	24,777,643
Commercial	1,411	33,009,781
Residential	23,820	133,541,081
<b>Total Real Value</b>	<b>30,204</b>	<b>191,328,505</b>

Homestead	6,666	7,284,424
Veteran	568	6,830,628
Other	0	0
<b>Total Exempt</b>	<b>7,897</b>	<b>14,115,052</b>

<b>TIF Increment Value</b>		
<b>Net Assessed</b>		<b>177,213,453</b>

<b>Under Protest</b>		
Senior Freeze	1,032	2,590,433
Capped Parcels	16,622	37,924,118

Personal	Count	Value
Agricultural	1,726	2,834,513
Commercial	1,396	20,962,544
Mobile Home	1,362	2,652,259
<b>Total Personal</b>	<b>4,484</b>	<b>26,449,316</b>

<b>Total Exempt</b>	<b>48</b>	<b>3,036,321</b>
---------------------	-----------	------------------

<b>TIF Increment Value</b>		
----------------------------	--	--

<b>Net Assessed</b>		<b>23,412,995</b>
---------------------	--	-------------------

<b>Under Protest</b>		
----------------------	--	--

Public Service	Count	Value
<b>Total PS Value</b>	<b>249</b>	<b>28,813,191</b>

<b>TIF Increment Value</b>		
----------------------------	--	--

<b>Net Assessed</b>		<b>28,813,191</b>
---------------------	--	-------------------

<b>Under Protest</b>		
----------------------	--	--

District Totals	
Total Gross Value	246,591,012
Homestead Loss	7,284,424
Other Exemption Loss	9,866,949

<b>TIF Increment Value</b>		
----------------------------	--	--

<b>Retained TIF Value</b>		
---------------------------	--	--

<b>Net Assessed Value</b>		<b>229,439,639</b>
---------------------------	--	--------------------

<b>Under Protest</b>		
----------------------	--	--

